

Disney · PIXAR

RATATOUILLE

(rat·a·too·ee)



⚠ WARNING: PHOTSENSITIVITY/EPILEPSY/SEIZURES

READ BEFORE USING YOUR PLAYSTATION®2 COMPUTER ENTERTAINMENT SYSTEM.

A very small percentage of individuals may experience epileptic seizures or blackouts when exposed to certain light patterns or flashing lights. Exposure to certain patterns or backgrounds on a television screen or when playing video games may trigger epileptic seizures or blackouts in these individuals. These conditions may trigger previously undetected epileptic symptoms or seizures in persons who have no history of prior seizures or epilepsy. If you, or anyone in your family, has an epileptic condition or has had seizures of any kind, consult your physician before playing. IMMEDIATELY DISCONTINUE use and consult your physician before resuming gameplay if you or your child experience any of the following health problems or symptoms:

- dizziness
- altered vision
- eye or muscle twitches
- loss of awareness
- disorientation
- seizures
- any involuntary movement or convulsion

RESUME GAMEPLAY ONLY ON APPROVAL OF YOUR PHYSICIAN.

Use and handling of video games to reduce the likelihood of a seizure

- Use in a well-lit area and keep as far away as possible from the television screen.
 - Avoid large screen televisions. Use the smallest television screen available.
 - Avoid prolonged use of the PlayStation 2 system.
Take a 15-minute break during each hour of play.
 - Avoid playing when you are tired or need sleep.
-

Stop using the system immediately if you experience any of the following symptoms: lightheadedness, nausea, or a sensation similar to motion sickness; discomfort or pain in the eyes, ears, hands, arms, or any other part of the body. If the condition persists, consult a doctor.

WARNING TO OWNERS OF PROJECTION TELEVISIONS:

Do not connect your PlayStation 2 system to a projection TV without first consulting the user manual for your projection TV, unless it is of the LCD type. Otherwise, it may permanently damage your TV screen.

HANDLING YOUR PLAYSTATION 2 FORMAT DISC:

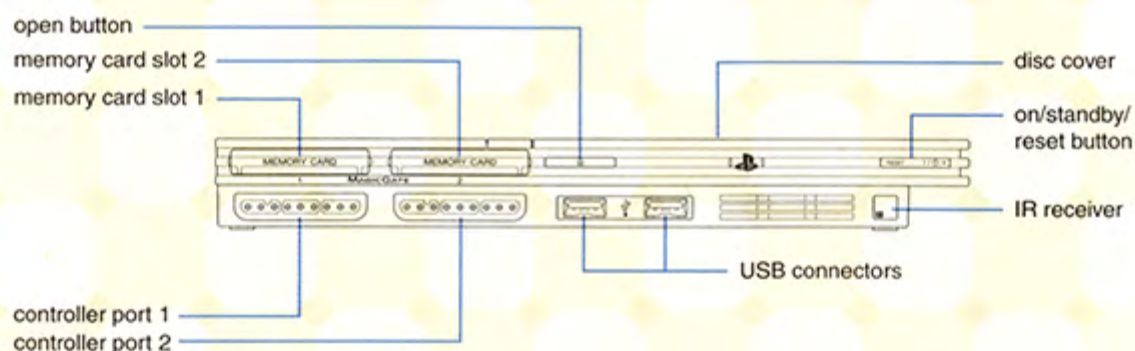
- This disc is intended for use only with PlayStation 2 consoles with the NTSC U/C designation.
- Do not bend it, crush it or submerge it in liquids.
- Do not leave it in direct sunlight or near a radiator or other source of heat.
- Be sure to take an occasional rest break during extended play.
- Keep this compact disc clean. Always hold the disc by the edges and keep it in its protective case when not in use. Clean the disc with a lint-free, soft, dry cloth, wiping in straight lines from center to outer edge. Never use solvents or abrasive cleaners.

CONTENTS

GETTING STARTED	2
CONTROLS.....	3
THE STORY SO FAR	4
PROFILES	5
MAIN MENU	5
THE GAME SCREEN	6
ITEMS	6
OPTIONS.....	7
EXTRAS	8
PAUSE MENU OPTIONS.....	9
WARRANTY INFO	13



GETTING STARTED



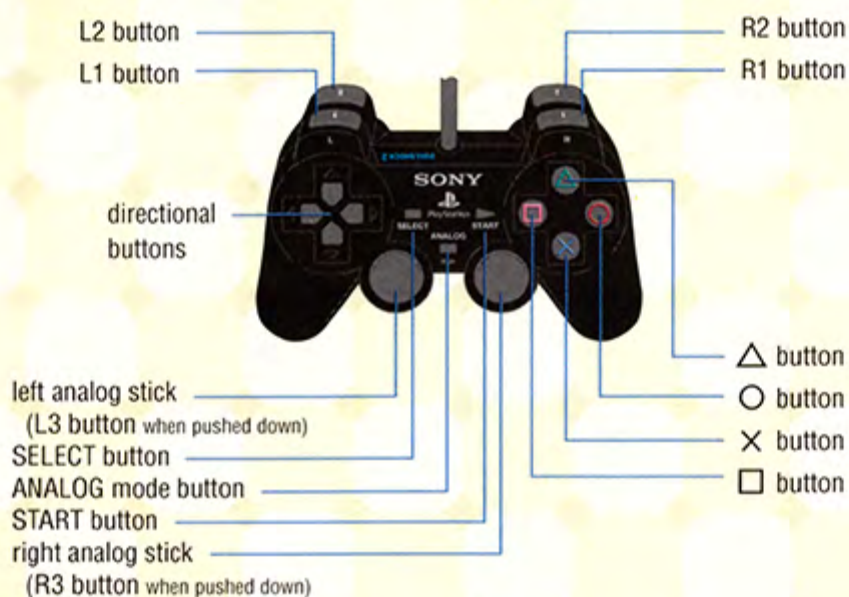
Set up your PlayStation®2 computer entertainment system according to the instructions supplied with your system. Check that the system is turned on (the on/standby indicator is green). Insert the Disney • Pixar *Ratatouille* disc in the system with the label side facing up. Attach game controllers and other peripherals as appropriate. Follow the on-screen instructions and refer to this manual for information on using the software.

Memory Card (8MB) (for PlayStation®2)

To save game settings and progress, insert a memory card (8MB)(for PlayStation®2) into MEMORY CARD slot 1 of your PlayStation®2 system. You can load saved game data from the same memory card or any memory card (8MB)(for PlayStation®2) containing previously saved games.

CONTROLS

DUALSHOCK®2 ANALOG CONTROLLER CONFIGURATIONS



MOVES

Walk
Jump
Double Jump
Dash
Wall Climb
Tight Rope
Beam Run
Point Jump
Pole Swing
Pipe Climb
Action
Tail Swipe
Swing Item
Drop Item
Paddle (on raft)
Swing paddle (on raft)

Scent Vision
Camera Control
Center Camera
Bring HUD down
Pause / In Game Menu
Mission Briefing Screen

ACTION

Left analog stick
× button
× button + × button
R1 button
□ button (while jumping)
□ button (while jumping)
□ button (while jumping)
□ button (while jumping)
□ button (while jumping)
□ button (while jumping)
□ button
□ button
□ button
○ button
Left analog stick + □ button
○ button

L1 button (hold)
Right analog stick
R3 button
△ button
START button
SELECT button


THE STORY SO FAR

Remy, a French rat with an acute sense of smell and taste, and an uncharacteristic appreciation for fine cuisine, is tired of the same old garbage. Different from the rest of the pack, he dreams of becoming a great chef, just like his idol, the late Auguste Gusteau, whose "Anyone Can Cook" cookbook has been his only lifeline to the fine culinary world. However, since a rat's daily life is composed mostly of stealing trash and trying to avoid humans who invariably want to kill them, he doesn't have a rat's chance of achieving his impossible dream.

Driven by his passion for cooking, Remy's ambitions to become a chef move one step closer to reality when he accidentally uproots his family from the French countryside. Separated from the other in a frenzied departure, he is washed up in the sewer under the streets of Paris, where fortune has dropped him beneath the namesake restaurant of his culinary hero, Gusteau.

After watching Linguini, Gusteau's hapless garbage boy, unsuccessfully attempt to remake a pot of soup that he has spilled, Remy furtively fixes the soup himself. When the dish is a hit, Linguini implores the little rat to help him cook it again. The two begin a peculiar but wildly successful "ghost-cooking" relationship, and Remy's culinary genius is finally given a chance to shine.

Remy finds himself torn between his calling and passion in life or returning forever to his previous existence as a rat. He learns the truth about friendship, family and having no choice but to be who he really is, a rat who wants to be a chef. In the words of his idol Gusteau: "Anyone can cook. But to be great... you must be fearless!"



PROFILES

LOAD

Load a selected profile. This option is only available if a game has previously been saved.

SAVE

Save the current profile.

CREATE

Create a new profile.

MAIN MENU

PLAY GAME

Begin a brand-new adventure or resume a previously saved one.

OPTIONS

See page 7 for more information on options.

EXTRAS

Once you've unlocked content in *Ratatouille*, you can access the extras here. Choose Multiplayer mini-games, Single player mini-games, Championship Mode, Movies, and Gusteau's Shop here. See page 8 for more information on the Extras.

REPLAY TUTORIAL

Once you've completed the first level, you can go back and replay the tutorial to brush up on your skills.



THE GAME SCREEN



1. HEALTH METER: Located in the lower left-hand corner of the screen, the Health Meter shows your current health. Completing the missions of the game can increase the number of health slots available to Remy.

2. TOKEN COUNTER: Located in the upper-left portion of the screen, this counter shows the remaining items to be collected.

3. TIMER/DETECTION GAUGE: Located in the bottom-right portion of the screen, this shows the time remaining or time elapsed, depending on the mission / mini-game.

ITEMS



CHILI BOMB

This hot sauce packs quite a punch. Pick it up and see if you can use it to clear whatever's blocking your path.



RAT BALL

Use the Rat Ball to get to areas blocked off by pesky critters.



RATAPULT

Use the Ratapult to get to high places.



SMALL BLUE BOX

This box can be destroyed with a tail swipe, spoons, or Chili Bombs. These boxes contain Stars.



MEDIUM BLUE BOX

This box can be destroyed with a spoon and contains Stars.

**BIG BLUE BOX**

This box can only be destroyed by a Chili Bomb's blast and contains Stars.

**GLIDE UMBRELLA**

Use this item to glide down and land safely on lower platforms.

**PIECE OF CHEESE**

This helpful pickup fills one empty slot on your health bar.

**FULL CHEESE**

Wow! These fill your health up completely.

**STARS**

Every level has 100 Stars in it. You can earn extra points towards purchasing items in Gusteau's shop if you collect all of these.

**MINI-GAME MARKER**

Move to one of these to activate a mini-game.

**COOKING STATION MARKER**

Move over one of these to activate a cooking station.

OPTIONS

**GAME
SOUND
CREDITS
VIDEO**

Turn Vibration On / Off or Invert the Camera control.
Adjust the voices, music and sound effects volume up or down.
View the names of the people who worked on this game.
Select your TV's aspect ratio and adjust your screen either horizontally or vertically.

DIFFICULTY

Select between Very Easy, Easy, Medium, Hard, or Nightmare difficulty setting. The Very Easy and Nightmare difficulty settings need to be unlocked in Gusteau's Shop before they can be selected.

PROFILE

Create, Save, or Load your profile that keeps track of your saved games.

EXTRAS

GUSTEAU'S SHOP

Each time you complete a section of the game you earn Gusteau Points that can be spent in Gusteau's Shop. You can use those credits to unlock Secrets, Movies, Bonus Art, Concept Art, buy new levels, and new Game Modes.

SINGLE PLAYER MINI-GAMES

Unlock these single player mini-games by purchasing them from the Gusteau Shop.

Dream Worlds: Replay the dreamworlds you have completed in the main game. Can you beat your best time?

Cooking Stations: Test your cooking skills again in these timed challenges.

Slides: Replay the pipe slides and try to beat your best time.

MULTIPLAYER MINI-GAMES

As you play through the single-player game, you can unlock 2-player mini-games that can be accessed here.

Rat Race: It's a race through the Paris Sewers! Can you finish first?

Last Rat Standing: How long can you stay on top of the platform? Play this mini-game to find out.

Tight Rope Chaos: If you thought balancing on a tight rope was hard enough, wait until you try this out!

Closet Collection: Collect more items than your opponent!

CHAMPIONSHIP MODE

The Championship mode allows you to confront up to three opponents through a series of different levels. Each player takes turns and their high scores are saved. This mode and the sub-championships are unlockables in the Gusteau Shop.

Cooking Stations Championship

Challenge each other in 8 different cooking mini-games to see who is the best cook.

Slides Championship

Challenge each other in 4 different slide mini-games to see who is the fastest Rat down the slides.



Dream World Championship

Challenge each other in 10 different Dreamworld missions to see who can get through in the fastest time.

Combo Championship

Challenge each other in all the mini-games found in the game.

PAUSE MENU OPTIONS

Press the  button at any time during the game to Pause the action and bring up the following menu. Use the left analog stick or directional buttons to move up and down the menu. Press the  button to select that option.



Return to Game
Resume the game.

Info
Obtain information on your game progression, your objectives for the current mission, and other details.

Options
Access the Options menu to adjust your settings and view the credits.

Quit Game
Quit your current game and return to the Main Menu.





PLAY IN "MONSTER" MODE!



**EXPLORE THE NEW
RACING HEADQUARTERS!**

HOWDY RACING FANS!

RADIATOR SPRINGS IS HOSTIN' THE BIGGEST,
MOST EXCITINGEST, BADDEST AUTOMOBILE
RACE SINCE... **WELL, SINCE EVER!**

WHY,
WE GOT CARS COMIN' IN FROM
ALL OVER THE WORLD TO RACE
AGAINST MY BEST FRIEND
LIGHTNING MCQUEEN
AND SEE WHO'S THE
BEST RACER ON THIS
HERE PLANET!



**RACING
YOUR WAY
OCTOBER
2007!**



6 NEW CHARACTERS!

ALL-NEW MONSTER MODE!

NEW TRACKS AND MINI-GAMES!

BIGGER AND BETTER RADIATOR SPRINGS!

AVAILABLE ON PLAYSTATION®3 AND PLAYSTATION®2
COMPUTER ENTERTAINMENT SYSTEMS.



Check it out at:
PlayTHQ.com



www.PlayTHQ.com



P I X A R



Visit www.esrb.org
for more ratings
information.

Cars © Disney/Pixar. Licensed by THQ Inc. THQ and the THQ logo are trademarks and/or registered trademarks of THQ Inc. All rights reserved. All other trademarks, logos and copyrights are property of their respective owners. "PlayStation", "PLAYSTATION" and the "PS" Family logo are registered trademarks of Sony Computer Entertainment Inc.



Look for **EXCLUSIVE**
THQ Cheat Codes in these great
Ratatouille products from **Mattel!**



Ratatouille Kitchen Quake™ Game



Little Chef Remy Interactive Plush



Top: Kitchen Chaos™ Playset
Bottom: Sewer Splashdown™ Playset



TYCO® R/C Remy Radio Control Vehicle



LIMITED WARRANTY

Warranty and Service Information

In the unlikely event of a problem with your product ("Product"), you may only need simple instructions to correct the problem. Please contact the THQ Inc. ("THQ") Customer Service Department at (818) 880-0456 or on the web at <http://www.thq.com> before returning the Product to a retailer. Live Customer Service Representatives are available to help you Monday through Friday 9am to 5pm PST or you can use our automated systems by phone or on the web 24 hours a day, 7 days a week. Please do not send any Product to THQ without contacting us first. Your 5 digit Product Code is 46110. Please use this code to identify your Product when contacting us.

Limited Warranty

THQ warrants to the best of THQ's ability to the original consumer purchaser of the Product that the medium on which the Product is recorded shall be free from defects in materials and workmanship for a period of ninety (90) days from the original date of purchase. The Product is sold "as is," without express or implied warranty of any kind, and THQ is not responsible for any losses or damages of any kind resulting from use of this Product. If a defect occurs during this ninety (90) day warranty period, THQ will either repair or replace, at THQ's option, the Product free of charge. In the event that the Product is no longer available, THQ may, in its sole discretion, replace the Product with a Product of comparable value. The original purchaser is entitled to this warranty only if the date of purchase is registered at point of sale or the consumer can demonstrate, to THQ's satisfaction, that the product was purchased within the last ninety (90) days.

To receive warranty service:

Notify the THQ Customer Service Department of the problem requiring warranty service by calling (818) 880-0456 or on the web at <http://www.thq.com>. If the THQ service technician is unable to solve the problem by phone or on the web via e-mail, he will authorize you to return the Product, at your risk of damage, freight and insurance prepaid by you, together with your dated sales slip or similar proof-of-purchase within the ninety (90) day warranty period to:

THQ Inc.
Customer Service Department
29903 Agoura Road
Agoura Hills, CA 91301

THQ is not responsible for unauthorized returns of Product and reserves the right to send such unauthorized returns back to customers.

This warranty shall not be applicable and shall be void if: (a) the defect in the Product has arisen through abuse, unreasonable use, mistreatment or neglect; (b) the Product is used with products not sold or licensed by Sony Computer Entertainment America or THQ (including but not limited to, non-licensed game enhancement and copier devices, adapters and power supplies); (c) the Product is used for commercial purposes (including rental); (d) the Product is modified or tampered with; (e) the Product's serial number has been altered, defaced or removed.

Repairs after Expiration of Warranty

After the ninety (90) day warranty period, defective Product may be replaced in the United States and Canada for US\$25.00. The original purchaser is entitled to the replacement of defective Product for a fee, only if proof of purchase is provided to THQ. Make checks payable to THQ Inc. and return the product along with the original proof of purchase to the address listed above.

Warranty Limitations

THIS WARRANTY IS IN LIEU OF ALL OTHER WARRANTIES AND REPRESENTATIONS. NO OTHER WARRANTIES OR REPRESENTATIONS OR CLAIMS OF ANY NATURE SHALL BE BINDING ON OR OBLIGATE THQ. ANY APPLICABLE IMPLIED WARRANTIES OR REPRESENTATIONS, INCLUDING WARRANTIES OF MERCHANTABILITY AND FITNESS FOR A PARTICULAR PURPOSE ARE HEREBY LIMITED TO NINETY (90) DAYS FROM THE DATE OF PURCHASE AND ARE SUBJECT TO THE CONDITIONS SET FORTH HEREIN. IN NO EVENT SHALL THQ BE LIABLE FOR CONSEQUENTIAL OR INCIDENTAL DAMAGES RESULTING FROM THE BREACH OF ANY EXPRESS OR IMPLIED WARRANTIES.

The provisions of this warranty are valid in the United States only. Some states do not allow limitations on how long an implied warranty lasts or exclusion of consequential or incidental damages, so the above limitations and exclusions may not apply to you. This warranty gives you specific legal rights, and you may also have other rights, which may vary, from state to state.

Warning

Copying of this Product or any of its contents or elements is illegal and is prohibited by United States and international copyright laws. Back-up or archival copies of this Product or any of its contents or elements are not authorized and are not necessary to protect your Product. United States and international copyright laws also protect this manual and other printed matter accompanying this Product. Violators will be prosecuted.

Ratatouille © Disney/Pixar. Licensed by THQ Inc. Asobo Studio is a registered trademark. The technology is the property of Asobo Studio SARL. Uses Bink Video. Copyright © 1997-2007 by RAD Game Tools, Inc. THQ and the THQ logo are trademarks and/or registered trademarks of THQ Inc. All other trademarks, logos and copyrights are property of their respective owners.



PLAY THESE EXCITING DISNEY • PIXAR GAMES TODAY!



Cars • Finding Nemo • Incredibles: Rise of the Underminer

PRODUCTS RANGE FROM
EVERYONE TO EVERYONE 10+



Available on PlayStation®2
computer entertainment system and
PSP® (PlayStation®Portable) system.



PIXAR
ANIMATED STUDIOS



www.PlayTHQ.com

THQ Inc. 29903 Agoura Road, Agoura Hills, CA 91301
Finding Nemo, The Incredibles and Cars © Disney/Pixar. Licensed by THQ Inc. THQ and the THQ logo are trademarks and/or registered trademarks of THQ Inc. All rights reserved. All other trademarks, logos and copyrights are property of their respective owners. "PlayStation", the "PS" Family logo, and "PSP" are registered trademarks of Sony Computer Entertainment Inc. Memory Stick Duo™ may be required (sold separately).